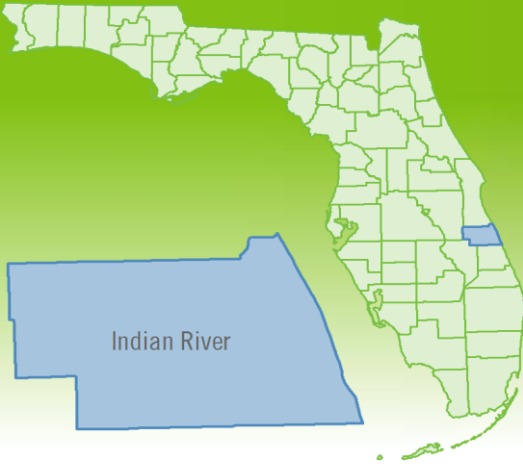


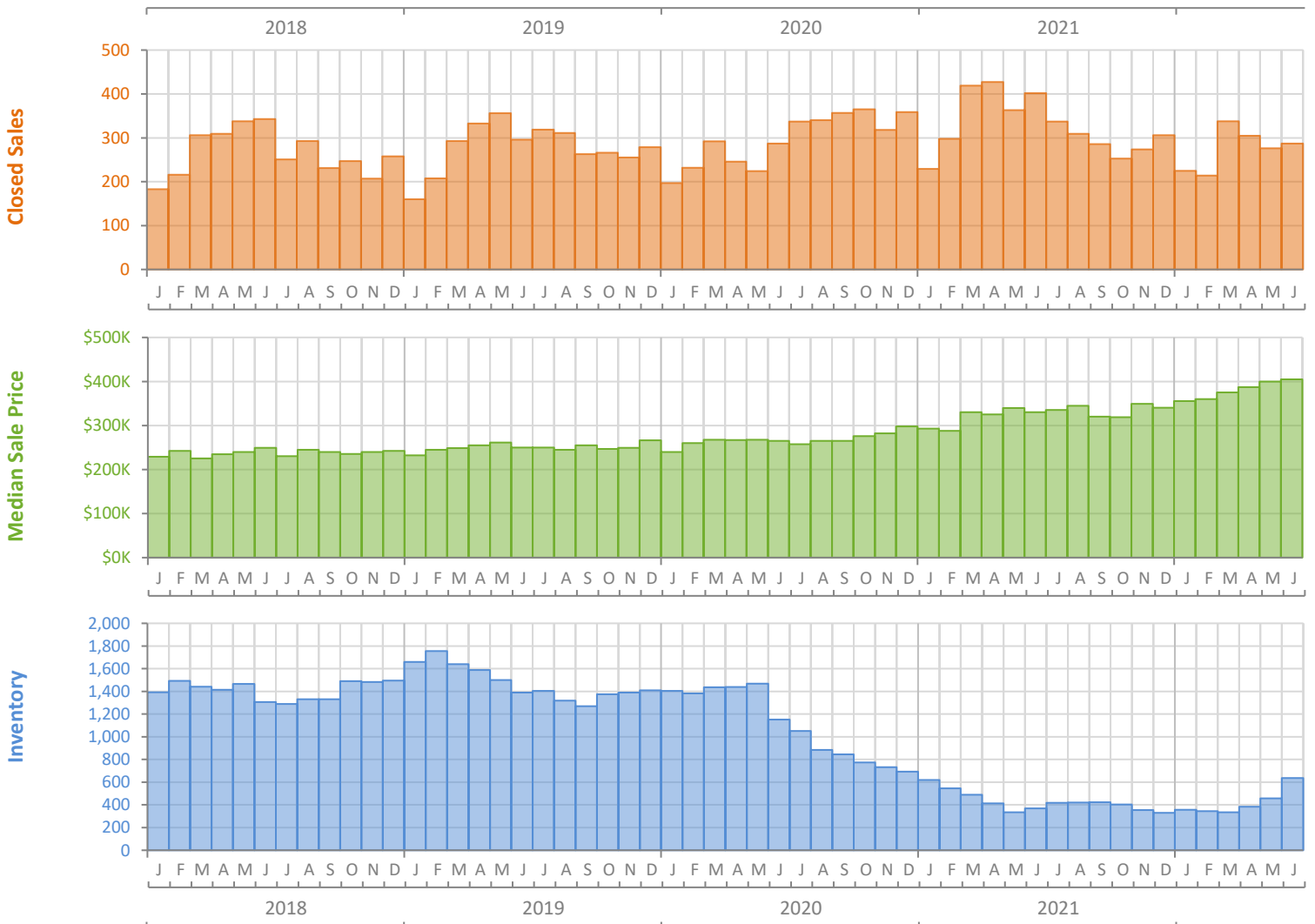
Monthly Market Summary - June 2022

Single-Family Homes

Indian River County



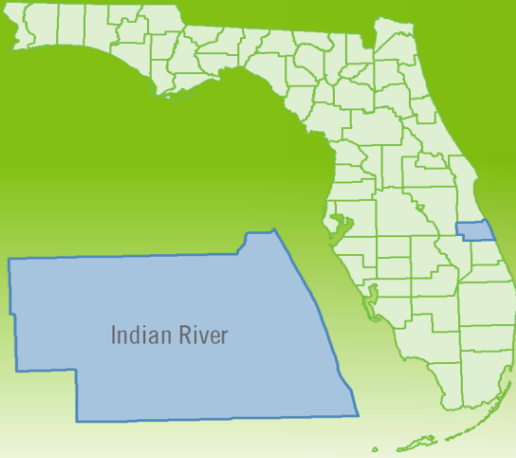
	June 2022	June 2021	Percent Change Year-over-Year
Closed Sales	287	402	-28.6%
Paid in Cash	134	165	-18.8%
Median Sale Price	\$405,000	\$330,000	22.7%
Average Sale Price	\$609,936	\$556,249	9.7%
Dollar Volume	\$175.1 Million	\$223.6 Million	-21.7%
Med. Pct. of Orig. List Price Received	100.0%	100.0%	0.0%
Median Time to Contract	13 Days	13 Days	0.0%
Median Time to Sale	51 Days	62 Days	-17.7%
New Pending Sales	260	332	-21.7%
New Listings	448	369	21.4%
Pending Inventory	468	743	-37.0%
Inventory (Active Listings)	637	369	72.6%
Months Supply of Inventory	2.2	1.1	100.0%



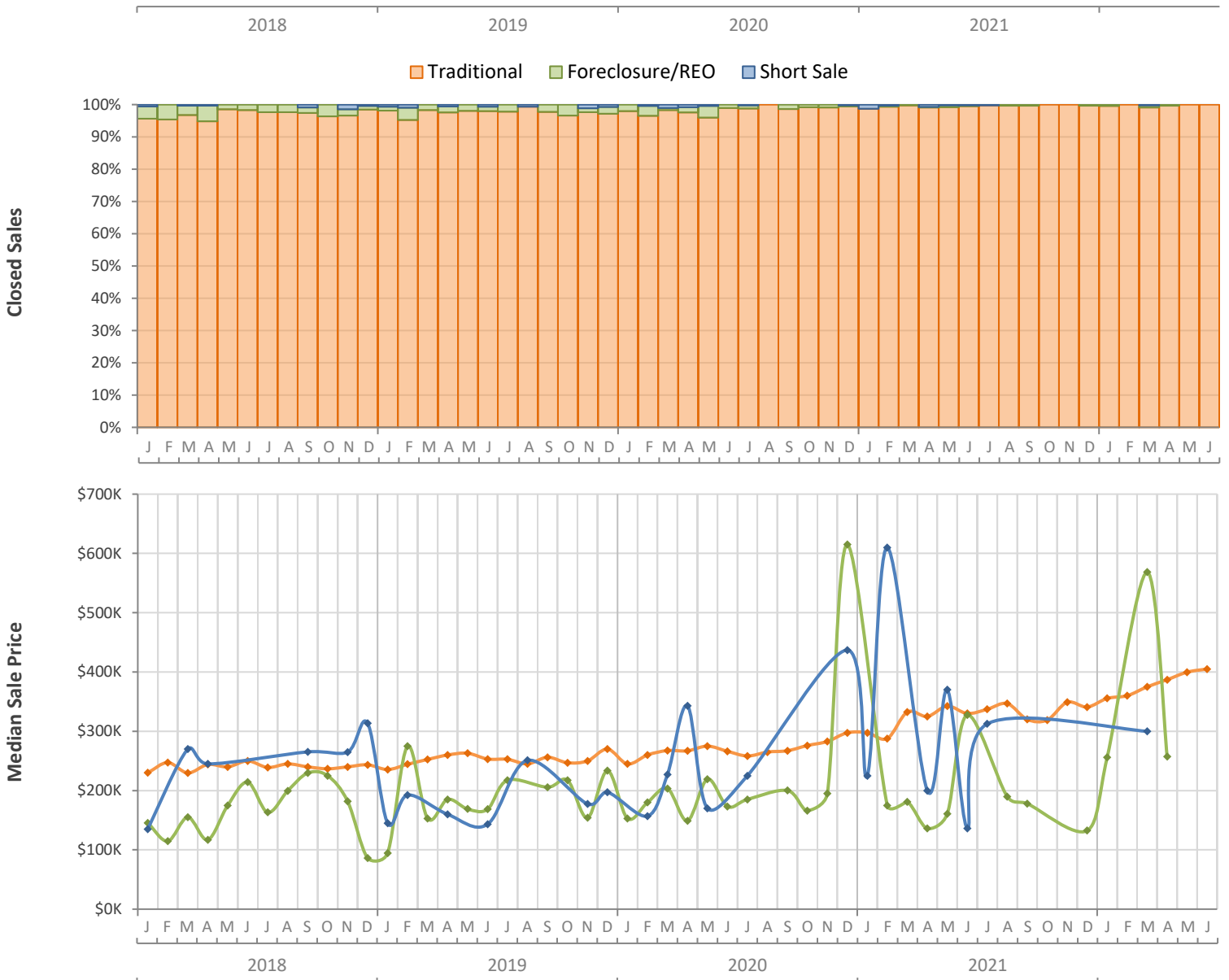
Monthly Distressed Market - June 2022

Single-Family Homes

Indian River County



		June 2022	June 2021	Percent Change Year-over-Year
Traditional	Closed Sales	287	400	-28.3%
	Median Sale Price	\$405,000	\$330,000	22.7%
Foreclosure/REO	Closed Sales	0	1	-100.0%
	Median Sale Price	(No Sales)	\$327,500	N/A
Short Sale	Closed Sales	0	1	-100.0%
	Median Sale Price	(No Sales)	\$136,000	N/A



Produced by Florida REALTORS® with data provided by Florida's multiple listing services. Statistics for each month compiled from MLS feeds on the 15th day of the following month. Data released on Wednesday, July 20, 2022. Next data release is Thursday, August 18, 2022.