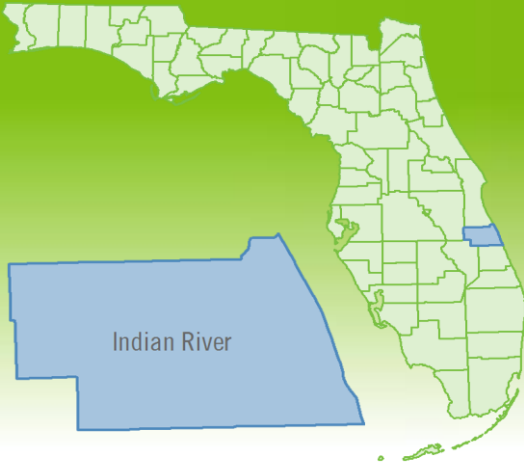


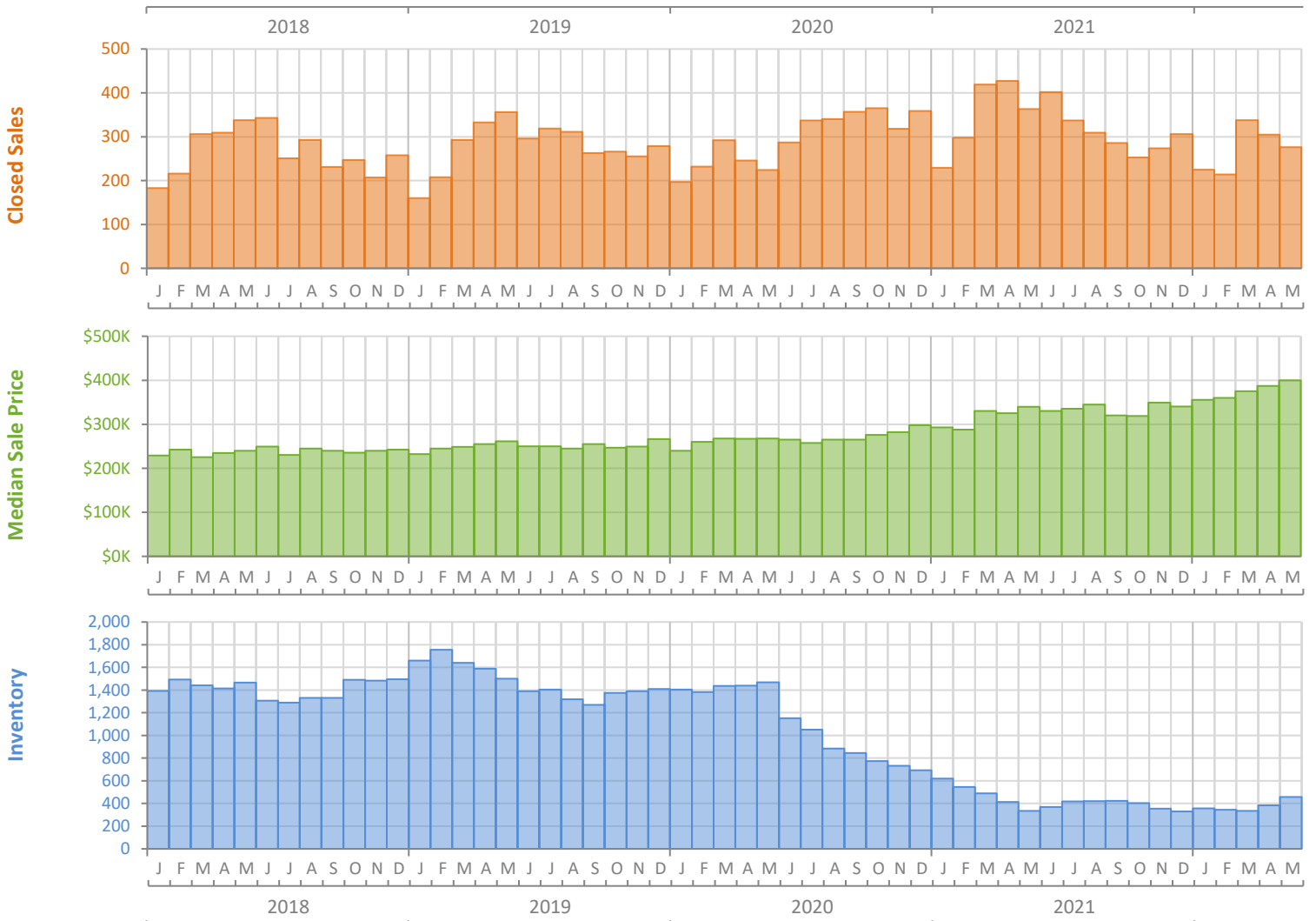
# Monthly Market Summary - May 2022

## Single-Family Homes

### Indian River County



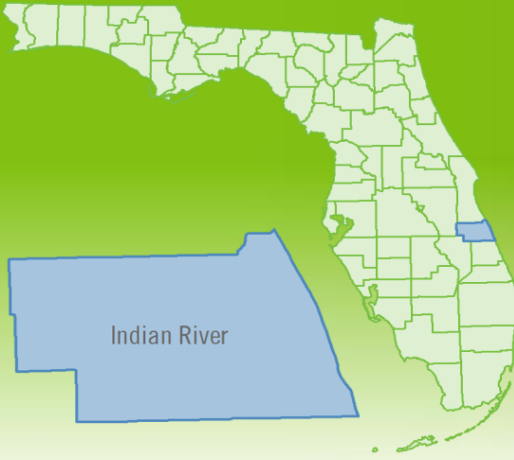
	May 2022	May 2021	Percent Change Year-over-Year
Closed Sales	276	363	-24.0%
Paid in Cash	131	168	-22.0%
Median Sale Price	\$399,750	\$340,000	17.6%
Average Sale Price	\$734,430	\$592,142	24.0%
Dollar Volume	\$202.7 Million	\$214.9 Million	-5.7%
Med. Pct. of Orig. List Price Received	100.0%	100.0%	0.0%
Median Time to Contract	13 Days	15 Days	-13.3%
Median Time to Sale	52 Days	60 Days	-13.3%
New Pending Sales	295	399	-26.1%
New Listings	364	329	10.6%
Pending Inventory	514	830	-38.1%
Inventory (Active Listings)	457	335	36.4%
Months Supply of Inventory	1.6	1.0	60.0%



# Monthly Distressed Market - May 2022

## Single-Family Homes

### Indian River County



		May 2022	May 2021	Percent Change Year-over-Year
Traditional	Closed Sales	276	360	-23.3%
	Median Sale Price	\$399,750	\$342,500	16.7%
Foreclosure/REO	Closed Sales	0	2	-100.0%
	Median Sale Price	(No Sales)	\$160,750	N/A
Short Sale	Closed Sales	0	1	-100.0%
	Median Sale Price	(No Sales)	\$370,000	N/A

