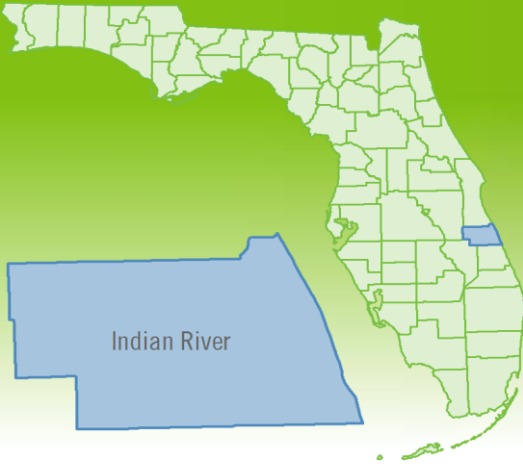


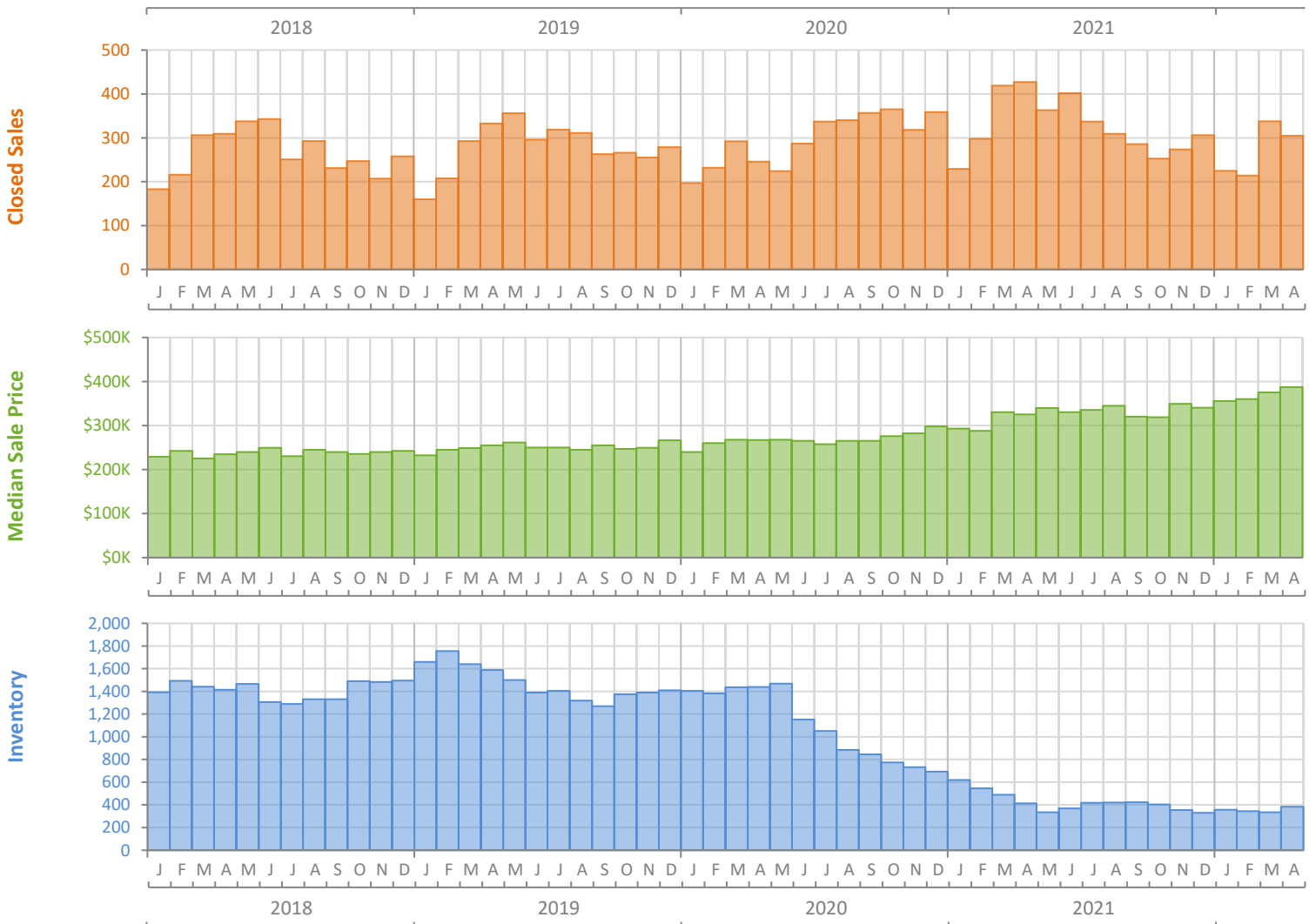
# Monthly Market Summary - April 2022

## Single-Family Homes

### Indian River County



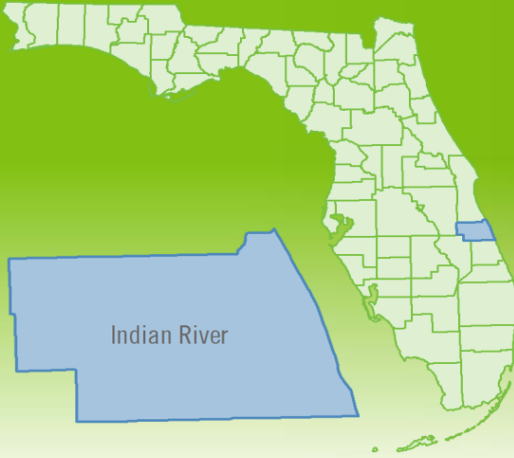
	April 2022	April 2021	Percent Change Year-over-Year
Closed Sales	305	427	-28.6%
Paid in Cash	131	188	-30.3%
Median Sale Price	\$386,940	\$324,900	19.1%
Average Sale Price	\$517,444	\$543,358	-4.8%
Dollar Volume	\$157.8 Million	\$232.0 Million	-32.0%
Med. Pct. of Orig. List Price Received	100.0%	98.9%	1.1%
Median Time to Contract	13 Days	13 Days	0.0%
Median Time to Sale	54 Days	63 Days	-14.3%
New Pending Sales	279	393	-29.0%
New Listings	334	368	-9.2%
Pending Inventory	510	821	-37.9%
Inventory (Active Listings)	385	413	-6.8%
Months Supply of Inventory	1.3	1.3	0.0%



# Monthly Distressed Market - April 2022

## Single-Family Homes

### Indian River County



		April 2022	April 2021	Percent Change Year-over-Year
Traditional	Closed Sales	304	423	-28.1%
	Median Sale Price	\$386,970	\$325,000	19.1%
Foreclosure/REO	Closed Sales	1	1	0.0%
	Median Sale Price	\$257,250	\$136,000	89.2%
Short Sale	Closed Sales	0	3	-100.0%
	Median Sale Price	(No Sales)	\$200,000	N/A

